



# Nome Public Schools

2020 Family Survey

2020 School Climate & Connectedness Survey



Report created by  
Panorama Education



# Summary

Topic Description	Results	Comparison
<p><b>Cultural Connectedness</b></p> <p>Perceptions of cultural identity, cultural responsiveness/sensitivity, and instructional equity. Higher scores are better because they reflect more favorable perceptions of cultural connectedness.</p>	<p><b>52%</b></p> <p>▼ 5 since last survey</p>	<p><b>64%</b> Middle</p> <p><b>62%</b> High School</p> <p><b>74%</b> Elementary</p> <p><b>63%</b> Rural Schools</p> <p><b>69%</b> Participating Alaska Districts</p>
<p><b>Family and Community Involvement</b></p> <p>Reflects perceptions of families' and community members' degree of involvement in their school. Higher scores are better because they reflect more favorable perceptions of family and community involvement.</p>	<p><b>66%</b></p> <p>▼ 6 since last survey</p>	<p><b>73%</b> Middle</p> <p><b>69%</b> High School</p> <p><b>81%</b> Elementary</p> <p><b>71%</b> Rural Schools</p> <p><b>76%</b> Participating Alaska Districts</p>
<p><b>School Safety</b></p> <p>Student and staff perceptions of bullies and gangs at school, as well as community crime and violence that affect school life. Higher scores are better because they reflect more favorable perceptions of safety in schools and communities.</p>	<p><b>75%</b></p> <p>▼ 13 since last survey</p>	<p><b>81%</b> Middle</p> <p><b>80%</b> High School</p> <p><b>88%</b> Elementary</p> <p><b>82%</b> Rural Schools</p> <p><b>85%</b> Participating Alaska Districts</p>

88 responses

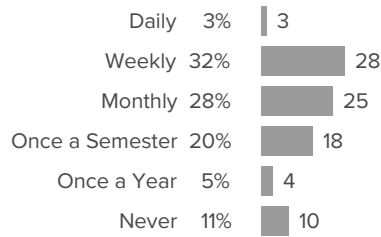


# Communication

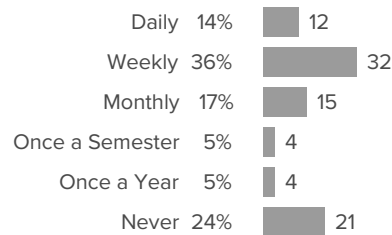
## How did people respond?

---

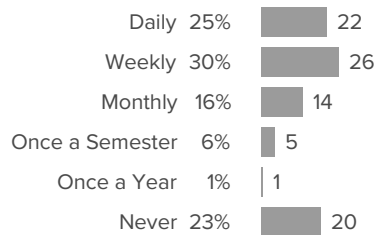
**Q.1: How often do you use the district or school website to get information about your school and child?**



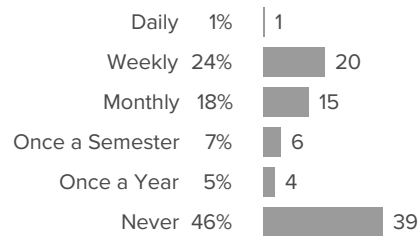
**Q.2: How often do you use an Online Communication Tool (such as PowerSchool, Parent Connect, Class Dojo or other) to get information about your school and child?**



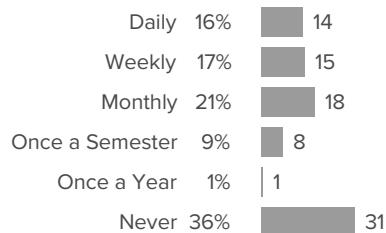
**Q.3: How often do you use Social Media (ex. Facebook) to get information about your school and child?**



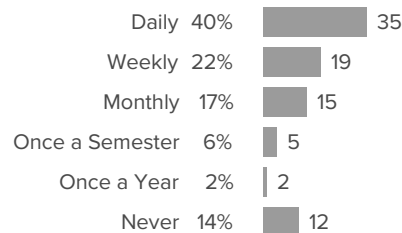
**Q.4: How often do you use the newsletter to get information about your school and child?**



**Q.5: How often do you use text messages to get information about your school and child?**

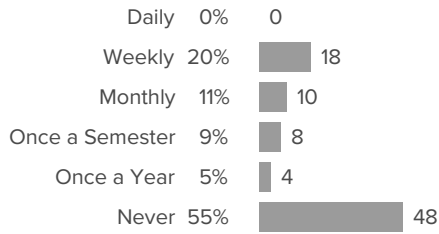


**Q.6: How often do you use email to get information about your school and child?**

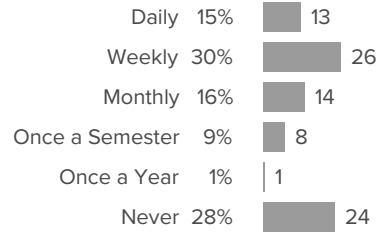




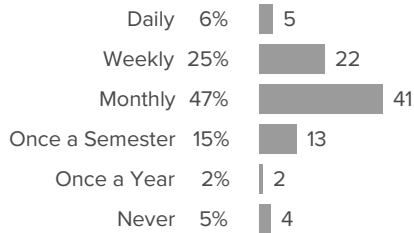
**Q.7: How often do you use the newspaper to get information about your school and child?**



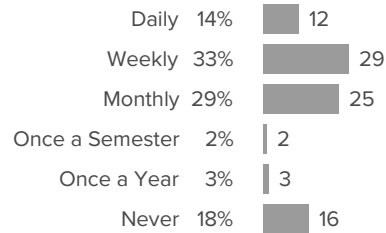
**Q.8: How often do you use notes sent home from school to get information about your school and child?**



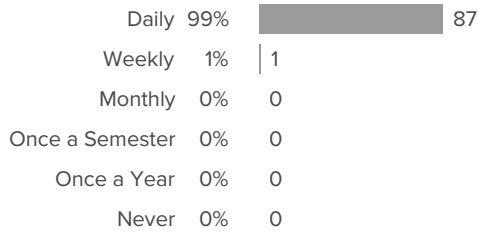
**Q.9: How often do you use conversations with school staff to get information about your school and child?**



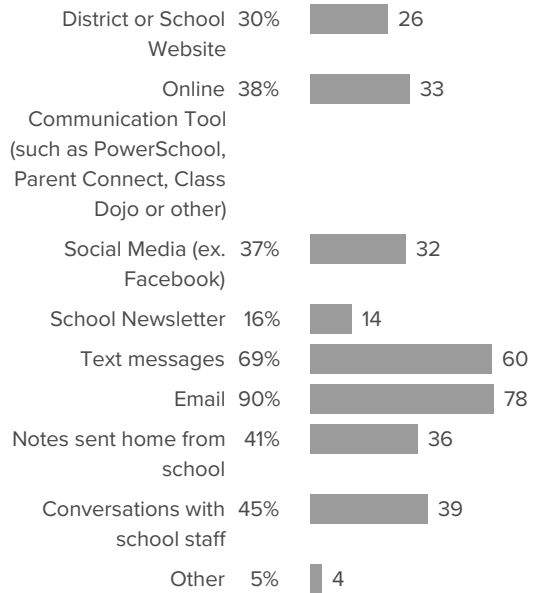
**Q.10: How often do you use conversations with other parents to get information about your school and child?**



**Q.11: How often do you use conversations with your child to get information about your school and child?**



**Q.12: How would you like the school to communicate with you? (choose all that apply)**





# Cultural Connectedness

Your average

**52%**

88 responses

Change

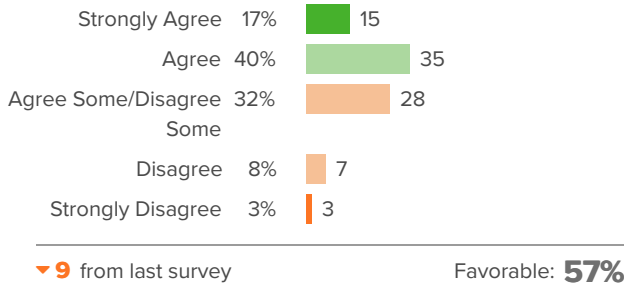
**▼ 5**

since last survey

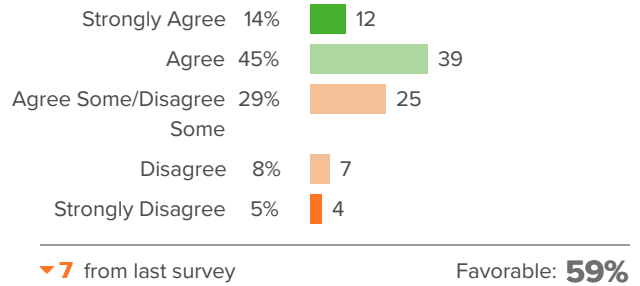
- School Type average: **64%** Middle
- School Type average: **62%** High School
- School Type average: **74%** Elementary
- School Type average: **63%** Rural Schools
- State average: **69%** Participating Alaska Districts

## How did people respond?

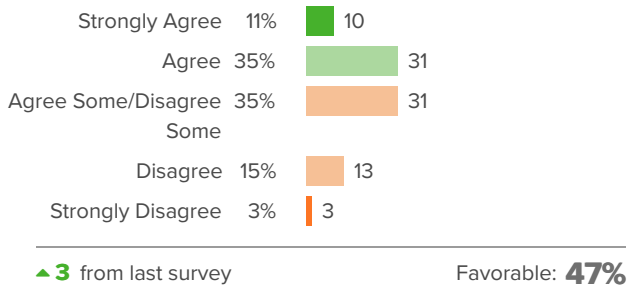
### Q.1: This school values the language and culture of my family.



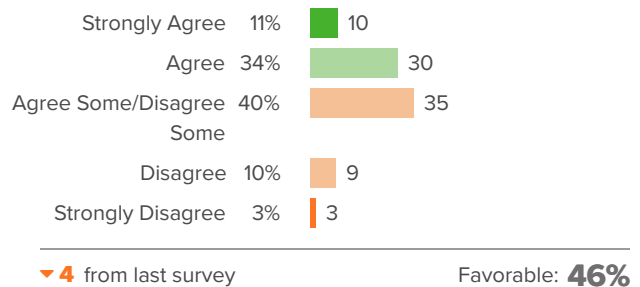
### Q.2: This school teaches about the history and culture of people who live in my community.



### Q.3: I see my family's culture represented in class lessons, materials, posters, and art around the school, etc.



### Q.4: My child's teacher makes an effort to represent my family's culture in class lessons.



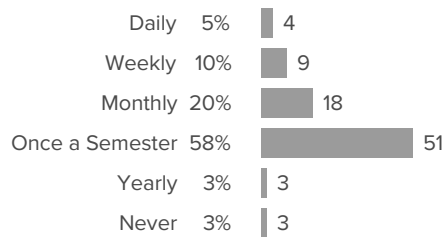


# Family Engagement at School

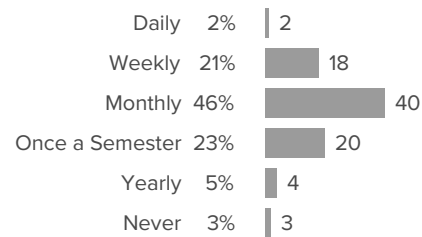
How did people respond?

---

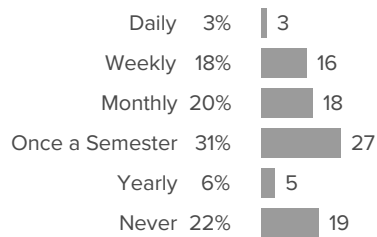
**Q.1: How often do you meet in person with teachers at your child's school?**



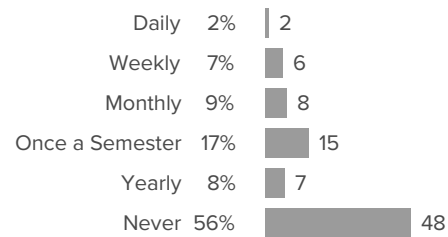
**Q.2: How often do you go to events at your child's school during the school year?**



**Q.3: How often have you helped out at your child's school during the school year?**



**Q.4: How often do you participate in decision-making at school?**





# Family and Community Involvement

Your average

**66%**

88 responses

Change

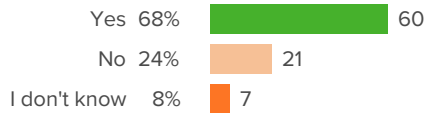
▼ **6**

since last survey

- School Type average: **73%** Middle
- School Type average: **69%** High School
- School Type average: **81%** Elementary
- School Type average: **71%** Rural Schools
- State average: **76%** Participating Alaska Districts

## How did people respond?

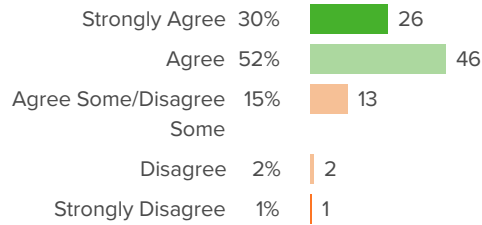
### Q.1: The school does a good job communicating to families.



▼ **8** from last survey

Favorable: **68%**

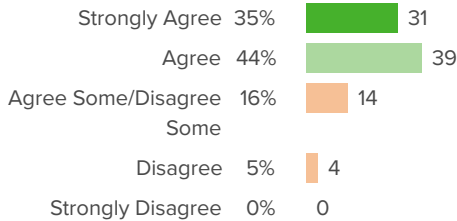
### Q.2: This school is a welcoming place for families like mine.



▼ **9** from last survey

Favorable: **82%**

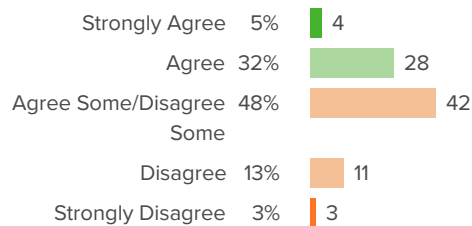
### Q.3: Adults in the community support this school.



▲ **3** from last survey

Favorable: **80%**

### Q.4: Adults in the community know what goes on inside of schools.

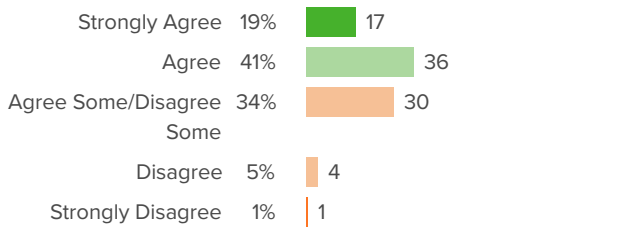


▼ **5** from last survey

Favorable: **36%**



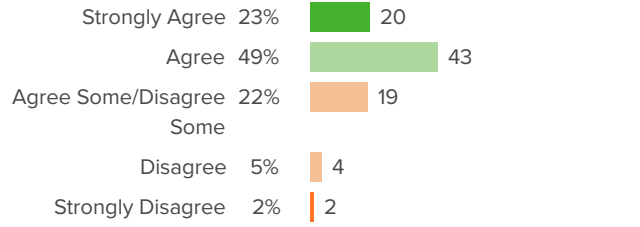
**Q.5: Adults in the community encourage youth to take school seriously.**



▼ **11** from last survey

Favorable: **60%**

**Q.6: This school values and welcomes elders.**



▼ **3** from last survey

Favorable: **72%**



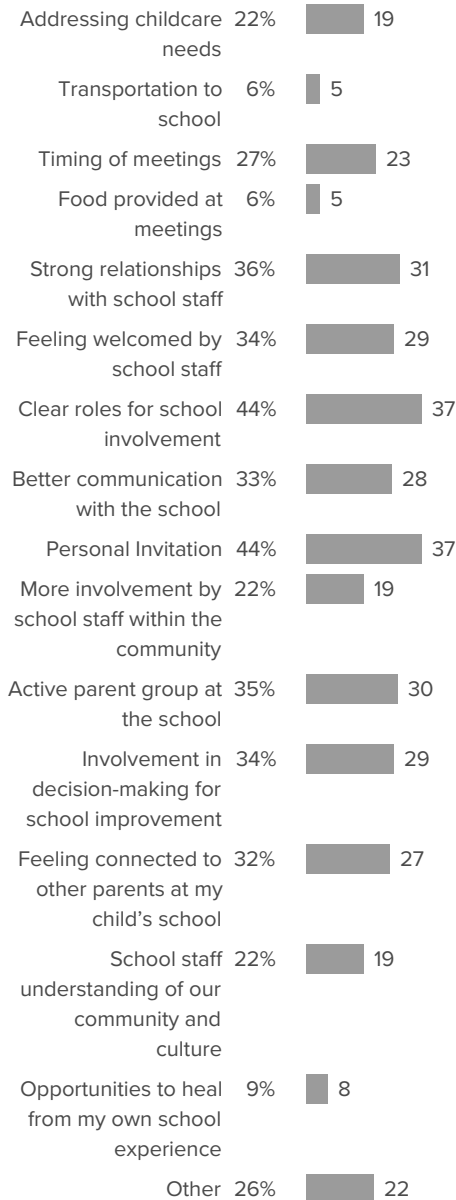


# Opportunities for Involvement at School

## How did people respond?

---

### Q.1: What would help you to be more involved in your child's school? (mark all that apply)



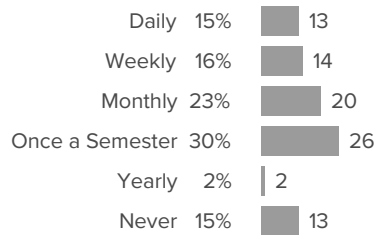


# School Communication with Families

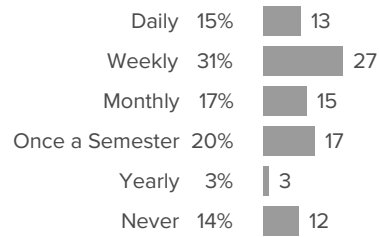
## How did people respond?

---

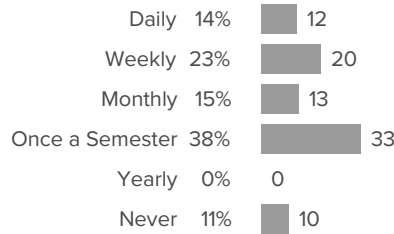
**Q.1: How often does your child’s school seek your guidance on how to help your child do well in school?**



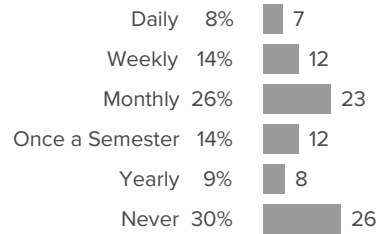
**Q.2: How often does your child’s school share ideas on what you can do at home to support your child’s academic learning?**



**Q.3: How often does your child’s school reach out to you to tell you how your child is doing?**



**Q.4: How often does your child’s school ask you to volunteer at school events?**





# School Safety

Your average

**75%**

88 responses

Change

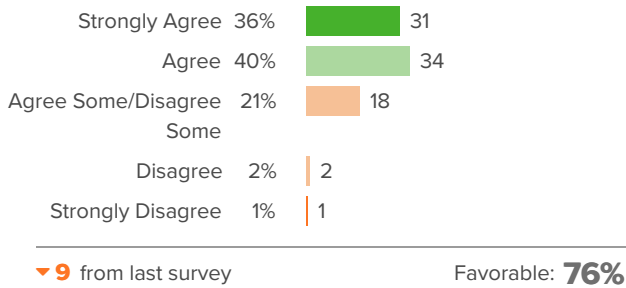
**▼ 13**

since last survey

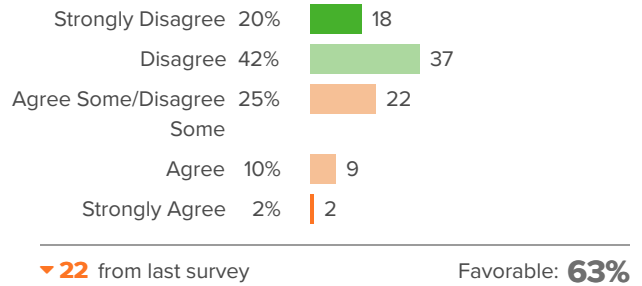
- School Type average: **81%** Middle
- School Type average: **80%** High School
- School Type average: **88%** Elementary
- School Type average: **82%** Rural Schools
- State average: **85%** Participating Alaska Districts

## How did people respond?

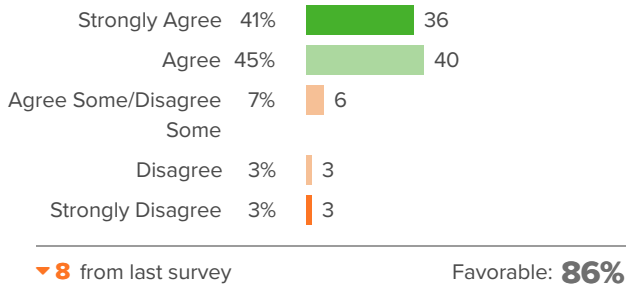
### Q.1: My child feels safe at school.



### Q.2: My child's school is badly affected by crime and violence in the community.



### Q.3: My child feels safe traveling to and from school.



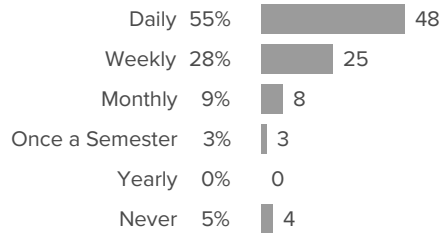


# Student Support at Home

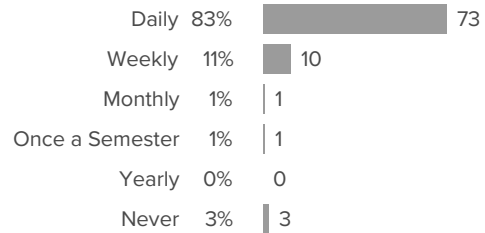
## How did people respond?

---

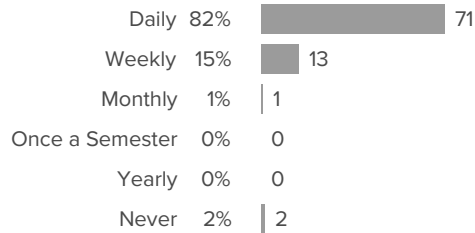
### Q.1: How often do you help your child with school work?



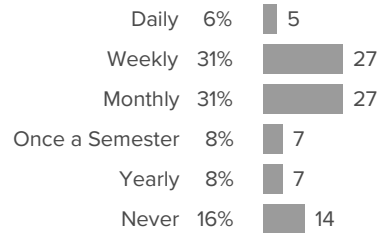
### Q.2: How often do you make sure your child has a designated time and space to do school work?



### Q.3: How often do you have conversations with your child about what they are learning at school?



### Q.4: How often do you have conversations with your child about career or college preparation?





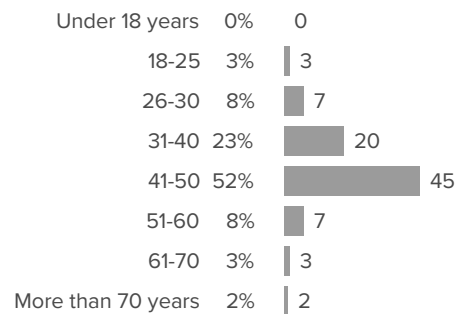
# Background Information

## How did people respond?

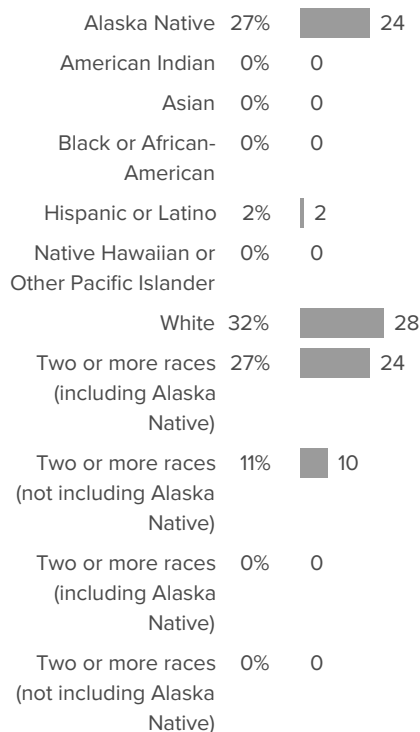
### Q.1: What is your gender?



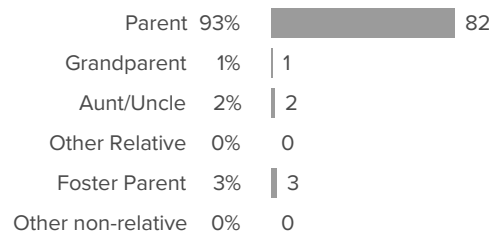
### Q.2: What is your age?



### Q.3: What groups describe you best? (Choose all that apply)

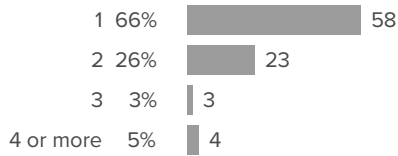


### Q.4: Please describe your relationship to the child attending this school.

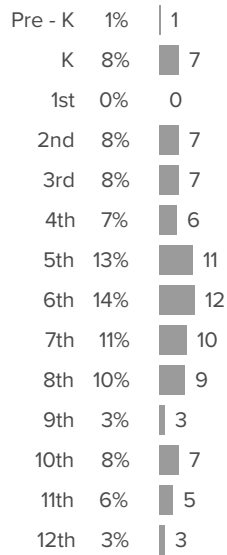




**Q.5: How many children in your household are currently attending this school?**



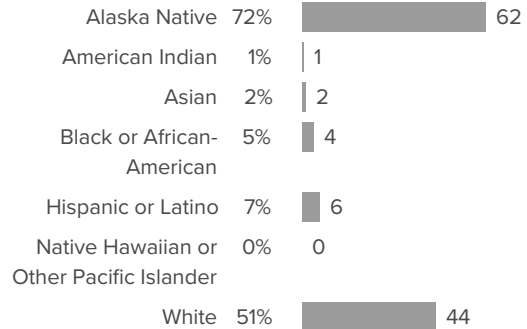
**Q.6: Please indicate what grade your oldest child in this school is in.**



**Q.7: What is your child's gender?**



**Q.8: Which groups describe your child best? (Choose all that apply)**



**Q.9: Do you speak a language other than English with your child?**

